



Rebel 65mm Series

The Rebel V-65 Servo and Rebel Ecofeed are compact bar loading systems for CNC lathes. With a large magazine capacity allowing for long unattended operation, the Rebel 65mm Series combines the advantages of auto bar loading with a small footprint and an economical price.

Rebel V-65 Servo & Ecofeed

EDGE ○○○
TECHNOLOGIES

The Rebel V-65 Servo and Rebel Ecofeed are automatic Bar Loading Magazines for processing bars in the diameter range of 5 to 65mm and in lengths up to 1520mm on CNC lathes.

- **Quick and Easy Programming**

User friendly software delivers fast set-up on easier jobs and powerful advanced features for more sophisticated demands.



- **Audible Alarm**

Triggered by E Stop or fault.




- **Remote Control Pendant**

Using the control pendant, the operator can choose either forward or reverse pusher travel while the Rebel 65mm series is in manual mode. Other manual movements include: forward and reverse of material, V Tray height, pre-feed material, semi-auto load.



- **V Tray Extension**

Optional - required on some lathes where coolant collector and sheet metal are not flush with back of lathe, V Tray bridges gap.



- **Axial Shift**

The axial shift allows for maintenance access to the back of the lathe spindle. The axial track is standard in X axis.



- **Pusher Storage**

Special rack holds 2 pushers while the 3rd is in use. 6, 12 and 19mm pushers included.



- **Free Of Noise And Vibration**

The rotating stock does not come in contact with the loading magazine allowing high speed machining, especially in hex, square, or profiled stock.

- **Extra Large Magazine**

Magazine storage capacity is 650mm (25")

- **Bar Stock Lengths**

Load bar stock lengths in a range of 48" (1.2 m version) or 60" (1.5m version). Maximum stock length cannot exceed length of the headstock plus the chucking package.



- **Soft Load**

The magazine incline is adjustable enabling the "soft load" for large diameter bars. Material is lowered onto urethane cushions in the V Tray to the proper center height.




- **Bar Diameter Setup**

Material is lifted up to centerline height. Manual diameter adjustment is indicated in Metric and English increments.




Rebel Ecofeed Features

- **Control**
Easy Access Panel - Mitsubishi PLC
- **Feed Force**
Feed force set by air pressure gage for fine tuning.
- **Encoder**
Used in conjunction with pusher location for "end of bar" command, outputs position in control.



Rebel V-65 Servo Features

- **Control**
Easy Access Panel - Mitsubishi PLC
- **Feed Force**
Parameters setting allows for feed force adjustment and bar diameter.
- **Sub-spindle mode** allowing you to "feed-on-the-fly" using your lathe's sub-spindle.
- **Fixed piece feedout** eliminates the need for a stock stop by allowing you to program a feedout value.
- **Slug Load**
Optional. Consult Edge Technologies Engineering for custom slug load applications.
- **Linear Feed & Servo Drive**
The bar stock is loaded into the main spindle of the lathe by a linear feed mechanism with a toothed belt and servo motor. This allows for the feeding of the bar stock into position with or without the use of a fixed bar stop.
- **(Optional) shaft loading** provides an efficient, off-the-shelf loading system for higher production shaft jobs.
- **Adjustable Magazine**
Angle adjustment for impact control depending on stock diameter/weight. Assists in ease of loading hex and shaped bars.



Rebel Ecofeed Technical Data

- Center Line Height
920mm (36.2") - 1300mm (51.1")
- Bar Diameter
5mm (.196") - 65mm (2.56")
- Rapid Return Rate
1300mm/sec.
- Bar Change Time
Approx 20 sec.
- Operating Voltage
230V-60Hz single phase
- Air Supply
70-100 psi
- (3) Bar Pushers
6,12,19mm
- Weight
650 lbs.
- Positioning Accuracy
Turret Stop Required

Rebel V-65 Servo Technical Data

- Center Line Height
920mm (36.2") - 1300mm (51.1")
- Bar Diameter
5mm (.196") - 65mm (2.56")
- Rapid Return Rate
1300mm/sec.
- Bar Change Time
Approx 20 sec.
- Operating Voltage
230V-60Hz single phase
- Air Supply
70-100 psi
- (3) Bar Pushers
6,12,19mm
- Weight
550 lbs.
- Positioning Accuracy
First Infeed +/- .020" +/- .100" in cycle

Specifications 2 Size Barfeeders Available

1.2 Meter (Bar Length)

Bar Size	5mm - 65mm
Rack Capacity	650mm
Bar Length *	48" Max
X-Axial Track Travel	X-Axis = 335mm

1.5 Meter (Bar Length)

Bar Size	5mm - 65mm
Rack Capacity	650mm
Bar Length *	60" Max
X-Axial Track Travel	X-Axis = 335mm

*The maximum bar length must not exceed the measured length from front of chuck jaw/collet to rear of headstock guard.

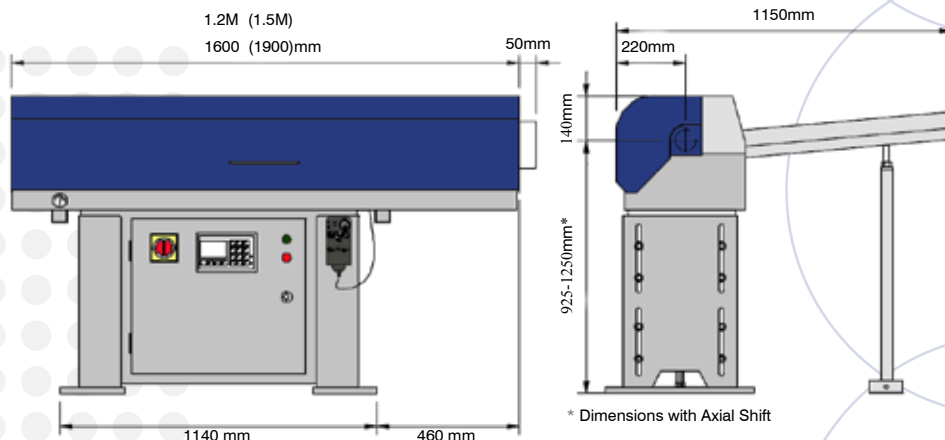
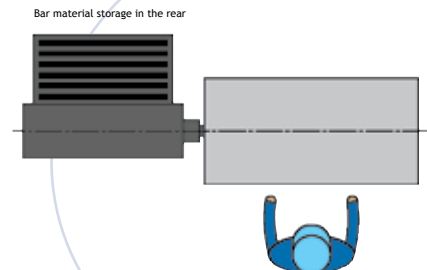
Options:

- Lathe Spindle Liners - Spindle liners sized to bar stock diameter support the rotating bar allowing maximum RPM.
- V-Tray Extension (required on some lathes)
- 1.2M & 1.5M versions available

Options:

- Lathe Spindle Liners - Spindle liners sized to bar stock diameter support the rotating bar allowing maximum RPM.
- Special Applications Loading
- V-Tray Extension (required on some lathes)
- 1.2M & 1.5M versions available

Configuration



Technical data subject to change without notice

EDGE TECHNOLOGIES ○ A DIVISION OF HYDROMAT INC.

11600 ADIE ROAD MARYLAND HEIGHTS, MO 63043

314.692.8388 ○ f 314.692.5152 ○ www.edgetechnologies.com