


# BAR CHAMP

*Chamfer*


*Turn*

*Face*


*Drill*




Round ■ Hex ■ Square ■ Bars




Adaptable to tapping, threading, deburring and many other operations




**Chamfer**




**Turn & Chamfer**



**Chamfer Head**



**Center Drill & Facing**



**Air Operated Chucking**

### **Standard Equipment**

- Standard chamfer head.
- 30° Chamfer tool standard with 3/4" square 8 sided carbide insert.
- 3-Jaw Chuck. Chuck and bar remain stationary, the cutter revolves around the bar.
- Single speed positive drive gear box. (No belts to slip or adjust.)
- 350 RPM chamfers and turns bar diameters from 1/4" to 4-1/2" diameter.
- 230/460 volt, 3 phase, 60 Hz motor & switch.
- Adjustable bar and slide stops for consistent chamfering.
- Ball bearing ways.
- Removable chip pan.
- Bar support stand.

### **Optional Equipment**

- Turn and chamfer tool for straight turns—mounts in standard chamfer head.
- Center drill and facing head.
- High speed facing cutters for center drill and facing head.
- High speed 30° chamfer cutter for center drill and facing head (chamfers 1/4" to 3" diameter bars without tool adjustment).
- Air operated chucking.
- Variable speed (AC Inverter) 100 RPM to 750 RPM.
- Mist spray coolant system.
- Square stock adapters (one required for each bar size).
- Special voltage motors.
- Special electrics (automatic disconnect). When the chamfer head is retracted, the motor is switched off and must be restarted for the next chamfer.
- Extra bar support stand.

### **Specifications:**

Model	HP	RPM	Bar Capacity			Bar Height	Machine Width	Machine Length	WT Lbs.
			Round	Hex	Square				
76JB3	2	360	1/4"–3"	2-5/8"	2"	41"	18"	40"	480
115JB3	3	360	1/2"–4-1/2"	3-3/4"	3"	41"	18"	40"	530

Manufactured by:

**J.F. Berns Company, Inc.**

11115 Ashburn Road

Cincinnati, Ohio 45240

513/851-4600 • Fax 513/851-4666

